



# e<sup>2</sup>FocusGroup

## Extending electronic public participation

*Institute for the Protection and Security of the Citizen*  
*24<sup>th</sup> October 2006*

<http://alba.jrc.it/eFG/>





# Contents

- Motivations
- Description
- Features
- Main Advantages
- Main Challenges
- The (on-going) Future
- Trustnet-in-Action and CDHS EHIB Meetings
- More Information




# Motivations

- There has been a growing concern in creating the conditions for citizens to get involved in decision-making processes;
- The perspectives and knowledge of the publics are relevant for public policies formulation;
- Information and Communication Tools (ICTs) are becoming a familiar part of peoples lives, both for individual and collective usage;
- New ICTs may be seen as a platform through which public rights to participation are extended → potential means to implement participatory processes;



# Description

- The e<sup>2</sup>FocusGroup is a multimedia platform that allows a small group of people to meet, through internet connection, in a virtual room and discuss a pre-defined subject or topic.

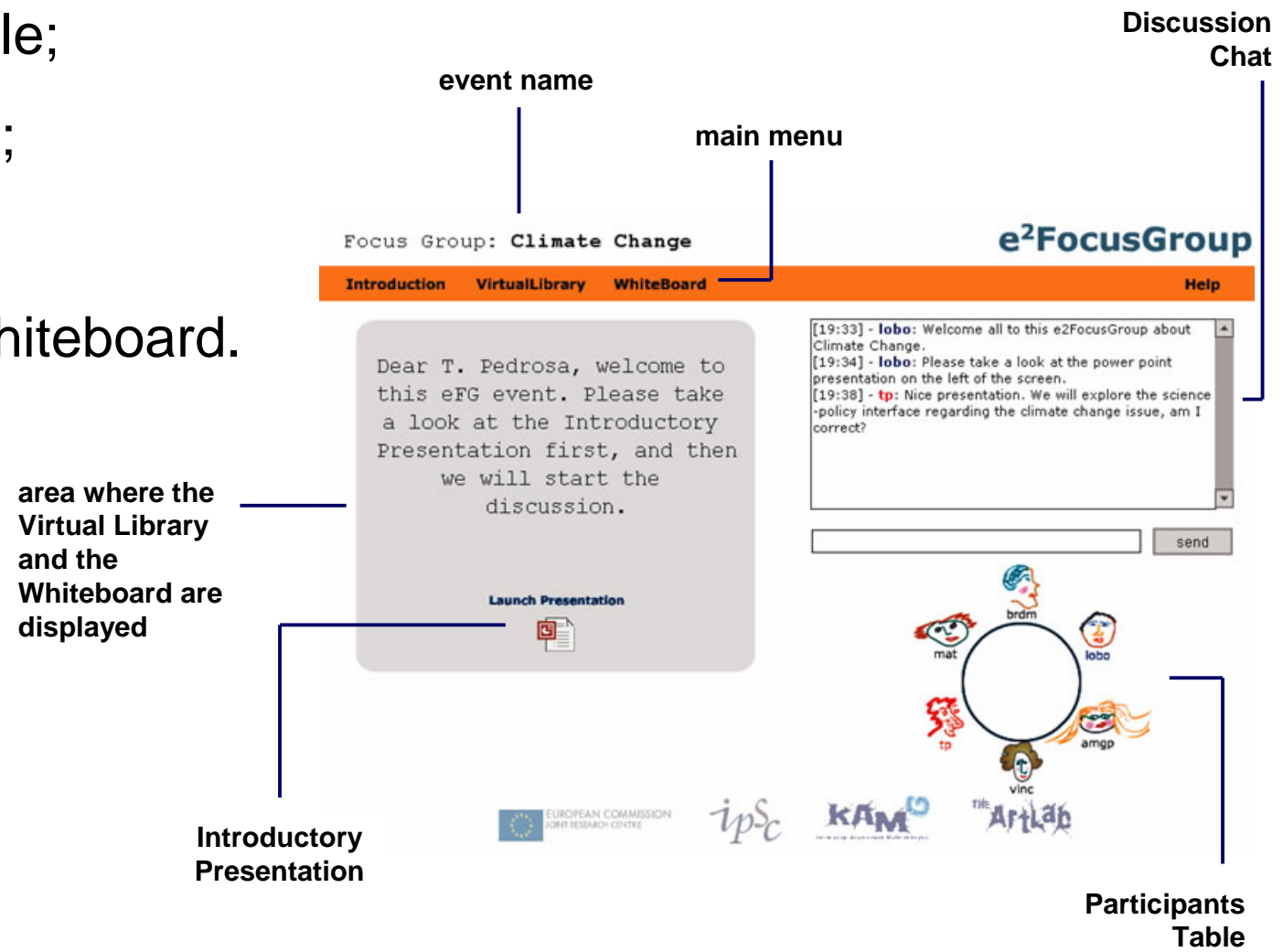


- Each discussion group is composed at least by one moderator and by several participants (ideally not more than twelve).

# Features

- Area for Introductory Presentation;
- Participants Table;
- Discussion Chat;
- Virtual Library;
- Collaborative Whiteboard.

Joint Research Centre



The screenshot shows the e2FocusGroup interface for a 'Focus Group: Climate Change'. At the top, there is an 'event name' label pointing to the title. Below the title is a 'main menu' with options: 'Introduction', 'VirtualLibrary', 'WhiteBoard', and 'Help'. A central area contains an 'Introductory Presentation' with the text: 'Dear T. Pedrosa, welcome to this eFG event. Please take a look at the Introductory Presentation first, and then we will start the discussion.' Below this text is a 'Launch Presentation' button with a document icon. To the right is a 'Discussion Chat' window showing a conversation between participants 'lobo' and 'tp'. At the bottom right is a 'Participants Table' showing avatars for 'mat', 'brdm', 'lobo', 'tp', 'amgp', and 'vinc'. Logos for 'EUROPEAN COMMISSION JOINT RESEARCH CENTRE', 'ipsc', 'KAM', and 'The ArtLab' are visible at the bottom.

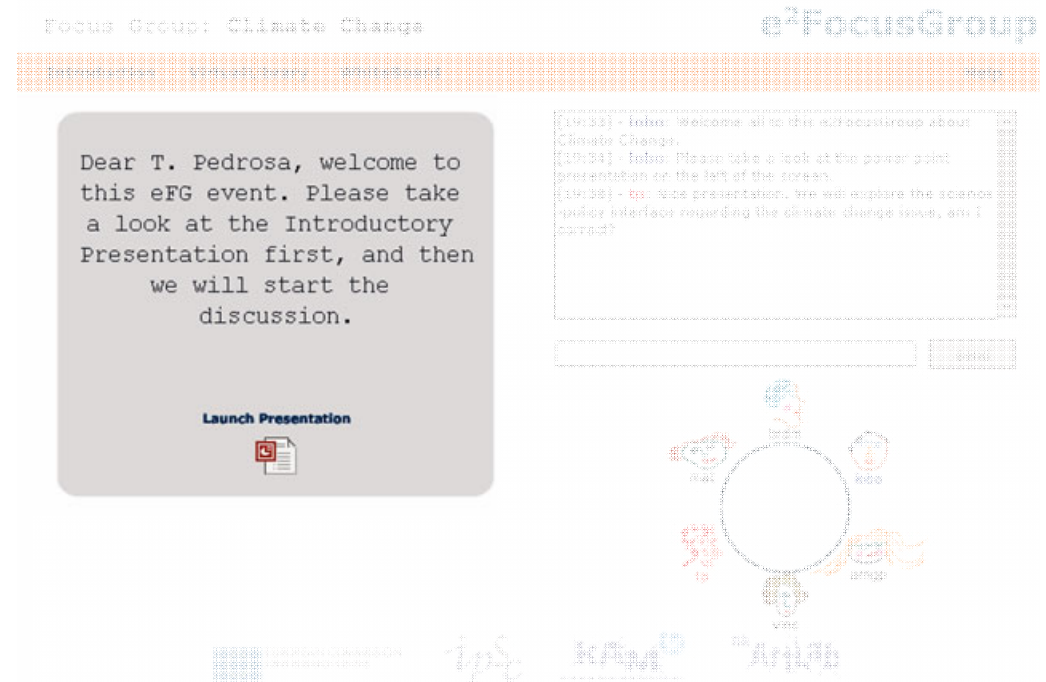


# Features

## Area for Introductory Presentation

- The place where you can view a presentation about the issue of concern.

- The presentation should be short and simple;
- The Organizer/Moderator of the focus group is responsible for creating this presentation;
- The presentation can be a .ppt or .swf file.

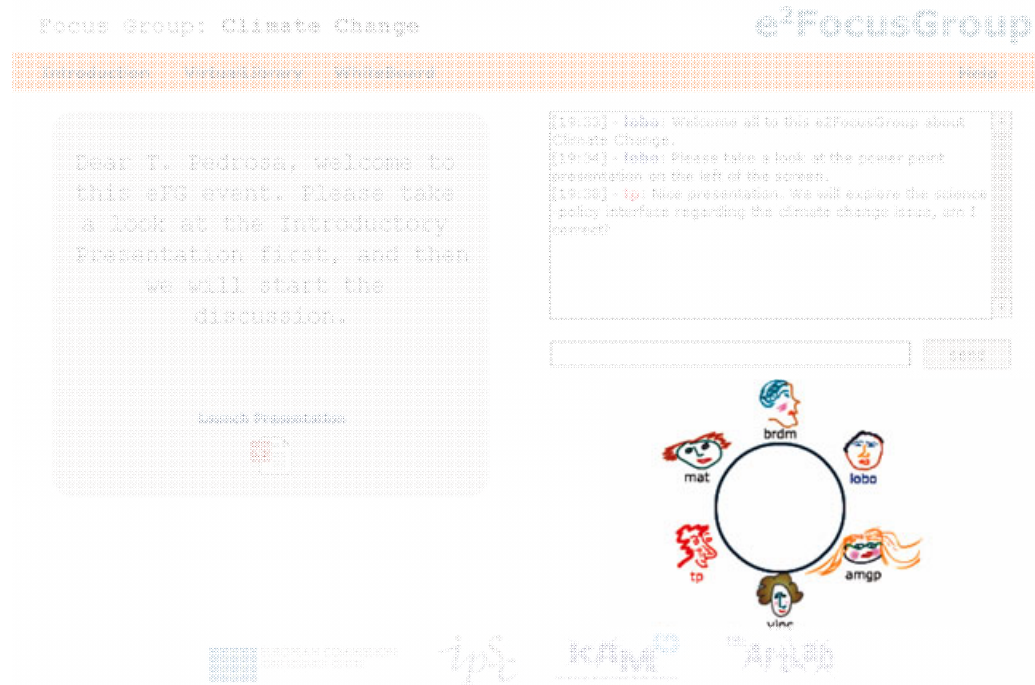


# Features

## Participants Table

- Graphical representation of the people participating in the event.

- Each person (participant or moderator) is represented by an icon and a login name;
- The highlighted icons represent the people online
- Moderators' logins are displayed in blue, and the participants' in black;
- If you are a Participant, your own login is displayed in red.

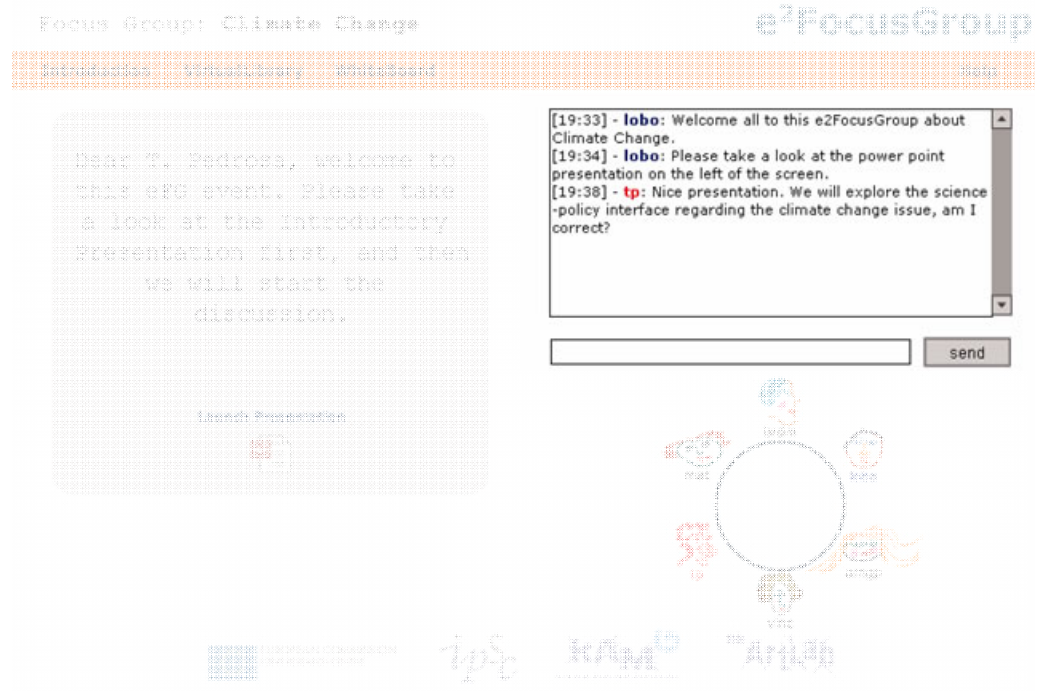


# Features

## Discussion Chat

- Area where the main discussion takes place.

- Persons are able to write their opinions about the issues in discussion;
- The Moderators should facilitate the discussion;
- The Participants should take in full account the Moderator's instructions;
- The discussion is stored in a database.



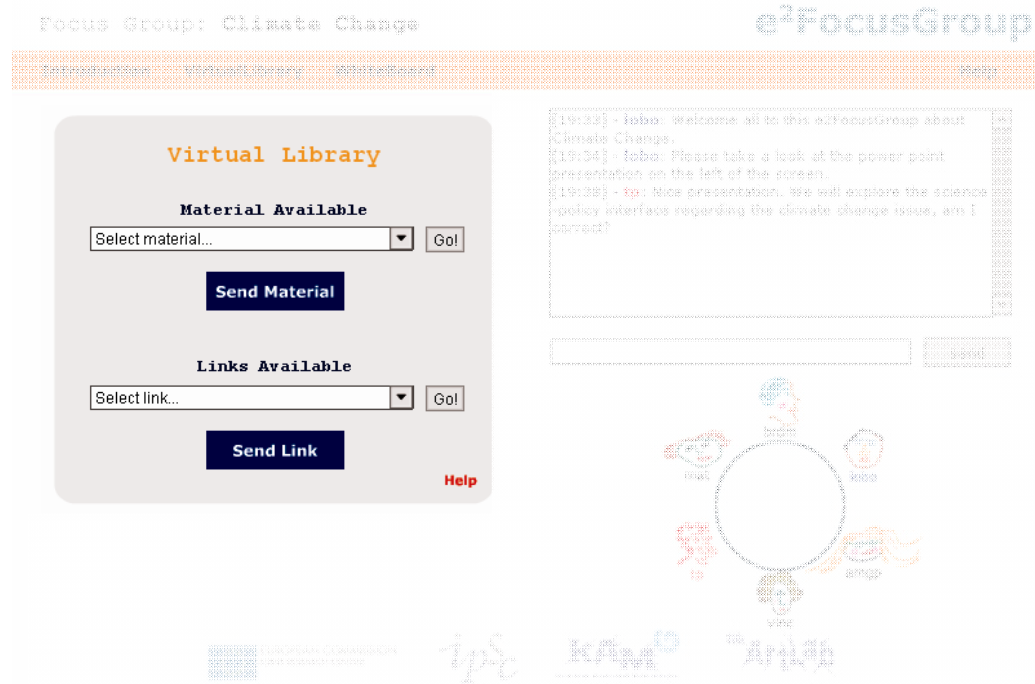


# Features

## Virtual Library

- Shared space where everybody can view and send different types of material and links relevant to the discussion.

- Each time a new material or link is sent, an automatic message is displayed in the discussion chat;
- The Moderators have the possibility to alter and delete any material or link sent;
- Files accepted: txt, pdf, doc, xls, ppt, pps, gif and jpg.

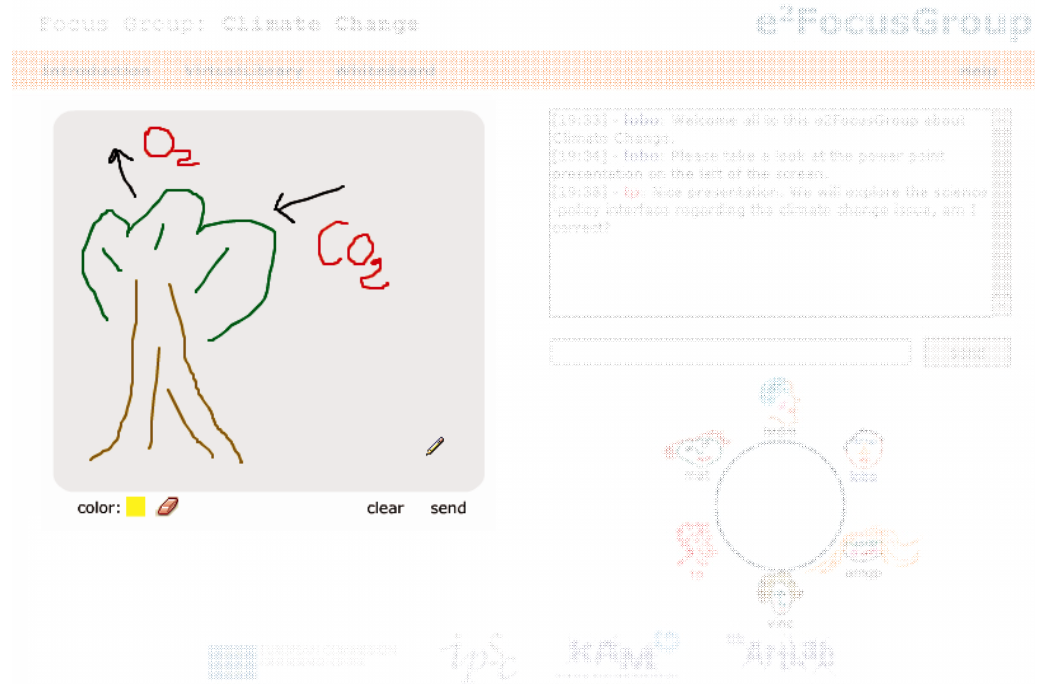


# Features

## Collaborative Whiteboard

- Place where the Participants can contribute with real time drawings.

- You can start a new drawing from scratch or contributing to an existing one;
- Several people can provide inputs to the same drawing in a collaborative environment.





# Main Advantages

- Allows remote and distributed focus group sessions or other group based participatory processes;
- It is more difficult for one of the participants to dominate the group discussion
- The discussion is automatically stored in a database and can be saved, printed and analysed later on by the Moderator;
- There's no need to install any specific software. You just need to have an internet connection;
- Low cost.



# Main Challenges

- **Access:** Requires an internet connection;
- **Skills:** one needs to be skilled to write with computers;
- **Accessibility:** Audio or video feature;
- **Person presence** is lost: body language, tone of voice and other visual signals are simply not picked up;
- **Group dynamics** as we know it, does change;
- **Moderation tools.**



# The (on-going) Future

- Integration of evaluation tools, such as multi-criteria evaluation and participatory scenarios building;
- Integration of mind-mapping tools;
- Addition of audio and video;
- Shared text feature;
- Inclusion of pre-made phrases;
- Participants statistics;
- Enhancement of moderation management tools (e.g. participants actual contributions, private chats between moderators).



# Trustnet-in-Action Meeting

- 2 events took place:
  - 20<sup>th</sup> December 2004 (5 persons, 1h15min);
  - 19<sup>th</sup> January 2005 (8 persons, 2h30min).
- Aspects to take into consideration:
  - Larger chat window;
  - Message flooding VS empty times;
  - Elaborated comments not suitable;
  - Moderator's role crucial with larger groups;
  - Whiteboard and Virtual Library not used very often → People focus on the discussion chat.



# CDHS EHIB Meeting

- 1 events took place:
  - 21<sup>st</sup> July 2006 (7 persons, 1h15min).
- Aspects to take into consideration:
  - Participants reflect more on their comments
  - Participants have different comfort level and experiences with computers and virtual discussion programs;
  - Virtual Library: some participants were confused by the button "Send Material" and "Go" ;
  - Blind participants



# More Information

- e<sup>2</sup>FocusGroup website

<http://alba.jrc.it/eFG/>

- e<sup>2</sup>FocusGroup Hands-On

[http://alba.jrc.it/eFG/e2fg\\_hands\\_on.html](http://alba.jrc.it/eFG/e2fg_hands_on.html)

- Authors e-mails

Paulo Rosa: [paulo.rosa@jrc.it](mailto:paulo.rosa@jrc.it)

Gonçalo Lobo: [ggl@fct.unl.pt](mailto:ggl@fct.unl.pt)

Ângela Guimarães Pereira: [angela.pereira@jrc.it](mailto:angela.pereira@jrc.it)